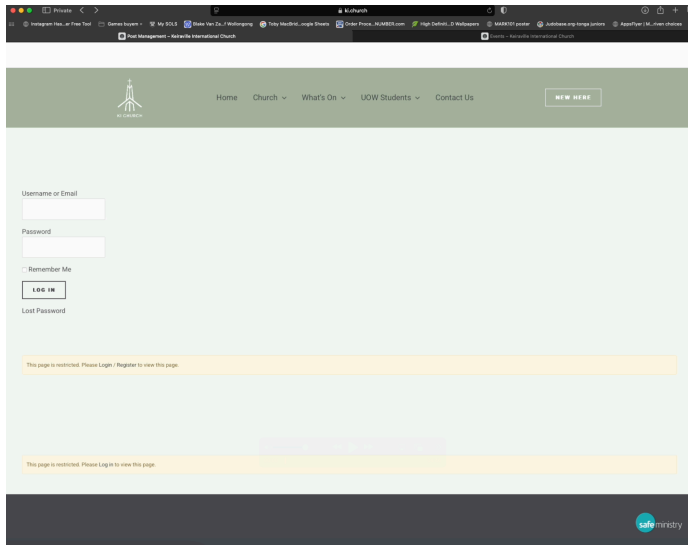


## KIC Events Management:

1. Navigate to : <https://ki.church/post-management/>



2. Login to the KIC Events account

Username or Email

Password

☐ Remember Me

**LOG IN**

[Lost Password](#)


3. Scroll to the bottom of the page where you will find the Dashboard

## KIC Events's Dashboard

You have created 2 (Posts)

Title	Status	Options
Sunday Service	Live	<a href="#">✎</a> <a href="#">🗑</a>
Job Drama	Live	<a href="#">✎</a> <a href="#">🗑</a>





**Author Info**

**KIC Events**

Post Deletion

To delete a post click the trash can and confirm **-THIS CANNOT BE UNDONE-**

You have created 2 (Posts)

Title	Status	Options
Sunday Service	Live	 
Job Drama	Live	 

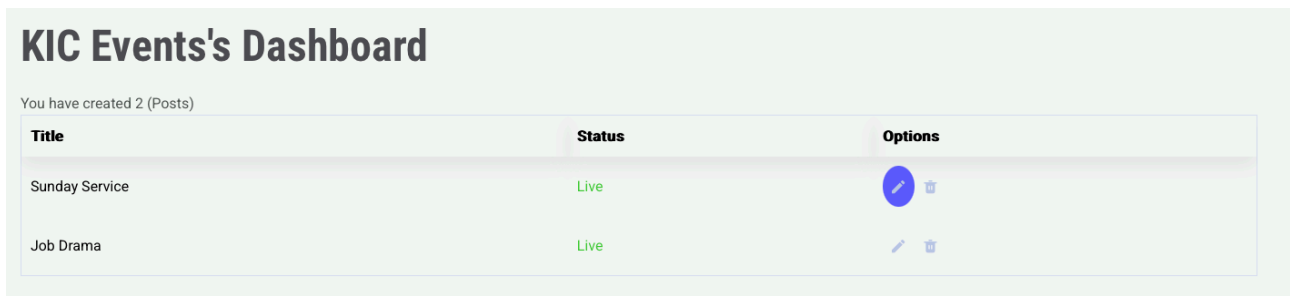
Are you sure to delete?

Cancel


OK

## Post editing

4. To edit a post first click the pencil next to the post



5. Once the next page loads click on the edit post button at the top of the page



6. Ensure you save once you have finished editing -top right of the page

